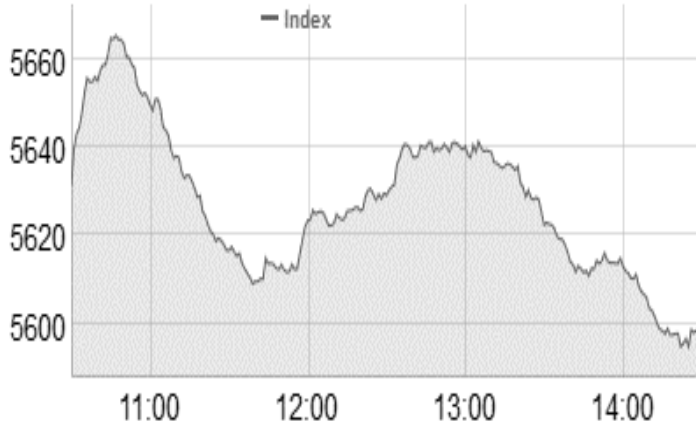


দৈনিক শেয়ার বাজার প্রতিবেদন

বুধবার, ২০ই মার্চ, ২০১৯ ইং

DSEX IN THE SESSION



Source: dsebd.org

Market Activities Summary

	Today	Prev Day	% Change
Mkt. Turnover (BDT mn)	4,146.96	4,378.02	↓ -5.28%
Mkt. Turnover (USD mn)	51.46	54.33	↓ -5.28%
Total No of Trade	104,239	112,514	↓ -7.35%
Trade Volume (mn)	78.62	87.15	↓ -9.79%

Market Valuation

	Today	Prev Day	% Change
Mkt. Capitalization (BDT bn)	4,163.69	4,177.37	↓ -0.33%
Mkt. Capitalization (USD bn)	51.67	51.84	↓ -0.33%
Trailing Market P/E*	16.00	16.06	↓ -0.37%
Annualized Market P/E**	17.48	17.55	↓ -0.37%
Market P/BV	2.27	2.28	↓ -0.37%
Dividend Yield	3.75%	3.73%	↑ 0.37%

Market Technicals

	Today	Prev Day	% Change
Avg Trade Volume 20 days (mn)	121.84	127.66	↓ -4.55%
Avg Turnover 20 Days (BDT mn)	6,024.40	6,179.80	↓ -2.51%
DSEX EMA (22 days) DSEX	5,687.68	5,695.98	↓ -0.15%
DSEX RSI (14 days) DSEX	34.58	38.19	↓ -9.45%
DSEX MFI (14 days) DSEX	11.20	14.22	↓ -21.24%

Turnover Leaders

Company	Closing Price	% Change	Turnover (BDT mn)
BATBC	4,684.1	-0.8%	199.32
BRACBANK	83.20	-3.3%	198.11
GP	394.9	0.8%	189.68
UPGDCL	401.30	-0.2%	168.60
SQURPHARMA	272.2	0.0%	154.81
DUTCHBANGL	210.20	-4.9%	149.38
MARICO	1,681.7	5.9%	132.62
SINGERBD	263.80	-2.4%	127.43

Top Gainers/Least Losers

Company	Closing Price	% Change	Turnover (BDT mn)
PREMIERCEM	77.50	7.34%	0.90
NORTHERN	1241.50	6.25%	4.91
MARICO	1681.70	5.89%	132.62
IMAMBUTTON	19.50	5.41%	0.35
RECKITTBEN	3486.90	5.00%	79.94
LIBRAINFU	1011.40	4.34%	21.18
RANFOUNDRY	164.50	4.31%	3.86
RENWICKJA	1532.80	3.83%	26.36

Top Losers/Least Gainers

Company	Closing Price	% Change
SONARBAINS	49.90	-9.60%
PROVATIINS	30.10	-9.06%
EASTERNINS	47.80	-7.90%
TAKAFULINS	33.20	-7.26%
UNITEDINS	56.50	-7.22%
CONTININS	19.20	-6.80%
ASIAINS	23.80	-6.67%
SAFKOSPINN	19.50	-6.25%

Notes: *Trailing P/E is based on latest twelve months trailing Earnings (Continuing Operations); **Annualized P/E is calculated considering latest quarterly earnings ***VWV Volume weighted Average Price, source: Bloomberg ****Price Return has been calculated considering 1 and 5 trading days*****14 days Relative Strength Index (RSI) at 70. Level signals overbought & oversold position respectively. (Source: Amibroker)

Disclaimer available on page no. 11

Market Breadth

193

51

Index Summary

Symbol	Today	Prev Day	Point Change	% Ch
DSEX	5,600.56	5,631.29	(30.74) ↓	-0.5
DS30	2,005.58	2,014.68	(9.10) ↓	-0.4
DSES	1,289.71	1,292.93	(3.22) ↓	-0.2

বাংলাদেশ [৫,৬০০.৫৬ ; -০.৫৫%]

বিস্তৃত সূচক আজ লাল সঙ্কেতের মধ্যে ~৩০.৭৪ পয়েন্ট হারায়। আজ সূচক থেকে উর্ধ্বমুখী ছিল এবং প্রথম এক ঘণ্টায় ৫৬৬৫.৩৪ লেভেলে উঠে যায়। উর্ধ্বমুখী ধারা বজায় থাকেনি এবং প্রথম ঘণ্টার পর পতন হতে থাকে। দ্বিতীয় কিছুটা ঘুরে দাঁড়ায়। তৃতীয় ঘণ্টা পর আবার পতন হয়। শেষ পর্যন্ত ~০.৫৫ লাল সংকেতের মধ্যে সূচক ~৫,৬০০.৫৬ লেভেলে গিয়ে সমাপ্ত হয়। বড় খাত গুলোর মধ্যে সিমেন্ট খাত, ঔষধ খাত ও টেলিযোগাযোগ খাত ছাড়া ত খাত নেতিবাচক ধারায় ছিল। টেলিযোগাযোগ খাত সবচেয়ে ইতিবাচক ধারায় ০.৭৭% কিন্তু ব্যাংক বহির্ভূত আর্থিক খাত সবচেয়ে বেশী নেতিবাচক ধারায় ১.৩৯%।

আজ ঢাকার শেয়ার বাজারে ১০৪,২৩৯ ট্রেড লেনদেন হয় যাতে ছিল ৪,১৬৪ টাকার টার্নওভার এবং এতে ছিল ৭৮.৬২ মিলিয়ন সিকিউরিটিজ। ডিএসই আজ ১০১ টী কোম্পানির শেয়ারের দাম বাড়ে, ১৯৩ টী কোম্পানির শেয়ারে কমে আর ৫১ টির অপরিবর্তিত থাকে। আজ ডিএস ৩০ ও ডিএসইএস লাল সংকেতের মধ্যে ছিল যথাক্রমে ~৯.১০ ও ৩.২২ পয়েন্ট। BATBC ত লেনদেনের শীর্ষে ছিল যার পর ছিল BRACBANK, GP, UPGD SQURPHARMA .

-Shatos

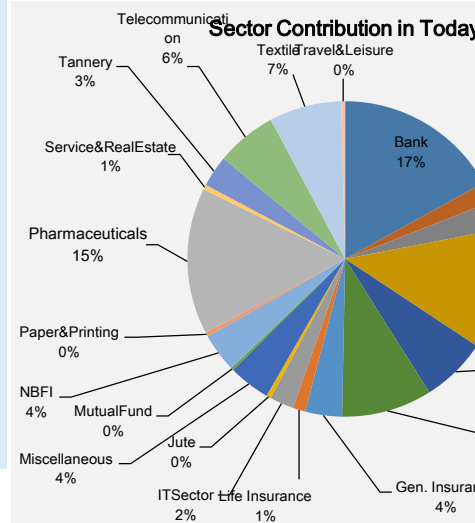
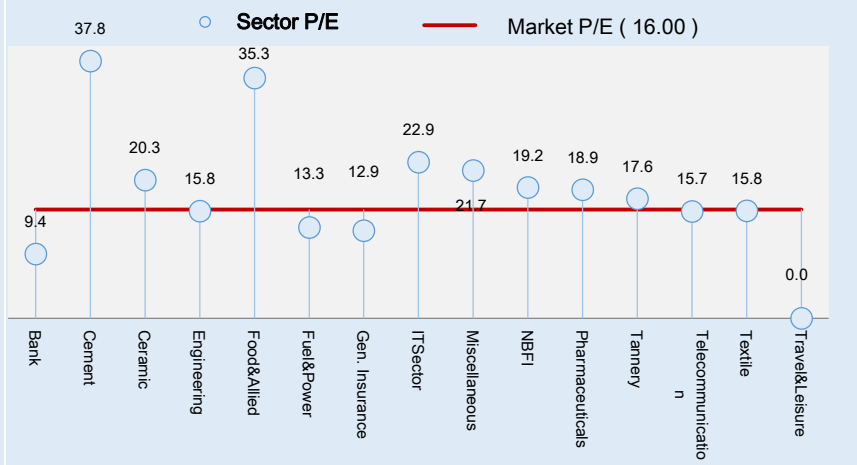
Wednesday, March 20, 2019

Sector Overview

101

Range	Sector	No of Listed Co.	No of Trade	Trade Volume	% Change in volume	Turnover (BDT mn)	% Change in Turnover	Mkt Cap (BDT Mn)	% Change in Mkt Cap
5%	Bank	30	12072	22051399	-3.3%	684.7	-5.3%	617232	-1.38%
5%	Cement	7	1611	1273998	20.9%	83.2	24.5%	104074	0.31%
5%	Ceramic	5	3510	569994	-21.0%	116.7	-15.7%	28913	-2.15%
	Engineering	37	15095	6726145	5.0%	497.4	3.5%	197707	-0.21%
	Food&Allied	18	6321	1763847	-7.1%	271.7	-27.2%	348145	-0.67%
	Fuel&Power	19	7222	2941243	-24.2%	373.2	-23.7%	497309	-0.16%
	Gen. Insurance	35	5875	6100329	-9.8%	151.9	-8.9%	44828	-0.13%
	Life Insurance	12	1391	658363	5.7%	51.9	23.2%	58398	0.07%
	ITSector	9	3277	2678276	58.2%	99.9	62.2%	19872	0.58%
	Jute	3	1137	29986	-10.3%	18.5	-16.1%	4226	-0.25%
	Miscellaneous	13	5397	3670215	5.8%	172.4	-4.0%	133599	-1.32%
	MutualFund	36	501	1464595	-5.6%	10.2	-9.3%	34329	0.34%
	NBFI	23	5022	7043501	-13.3%	161.3	-21.7%	191950	-1.39%
	Paper&Printing	3	867	556556	289.4%	17.5	93.8%	15202	-0.21%
	Pharmaceuticals	31	14038	5869669	-16.6%	604.2	5.4%	545124	0.43%
	Service&RealEstate	4	614	621081	-11.0%	20.5	-10.5%	14324	-0.77%
	Tannery	6	5024	1495488	-24.2%	129.1	-28.8%	28233	-0.66%
	Telecommunication	2	3349	875400	59.5%	250.1	103.9%	557672	0.77%
	Textile	54	11188	11151112	-10.5%	298.3	-8.2%	129515	-1.02%
	Travel&Leisure	4	713	860000	10.8%	16.5	30.4%	20218	-0.86%

১৬.৯৬
ইতে
রর দাম
ল
মাজ
CL ও
ee Saha



Money Market Summary

Special REPO bid received (BDT crore)	50.00	10.25%
Special REPO bid accepted (BDT crore)	30.00	10.25%
Turnover (BDT mn)		
% of Special REPO bid accepted	60.0%	
20.23	ALS	31-May-15
13.99	Assured Liquidity	1726.58
12.85	Inter Bank REPO	18-Mar-19
1.73	Inter Bank Repo (BDT Crore)	1005.05
3.32	Reverse REPO	19-Nov-15
3.51	Reverse REPO bid received (BDT crore)	7058.00
7.22	Reverse REPO bid accepted (BDT crore)	2046.50
16.32	% of Reverse REPO bid accepted	29.0%
REP-	REPO bid accepted by BB (BDT crore)	-
& 30	% of REPO bid accepted	0.00%

* Updated according to last auction held

Source: Bangladesh Bank

Exchange rates in BDT

Currency	Buy
USD	84.25
GBP	111.77
EUR	95.62

Commodity Price

Commodity	20-Mar-19
Gold (USD/t oz.)	1303.16
Brent Crude Oil (USD/bbl.)	67.67
Cotton (USD/lb.)	75.57
Wheat (KCB) (USD/bu.)	459.00
Sugar (USD/lb.)	12.73

Source: Bloomberg

*N/M = Not Meaningful

Daily Stock Market Report

Wednesday, March 20, 2019

Mutual Fund											
Price Return****		RSI*****	Market Cap.	Trailing PE	Ticker	High	Low	Close	No of Trade	Volume	Turnover (BDT in Mn)
1 Day	5 Day										
			(BDTmn)		1JANATAMF	4.6	4.5	4.5	11.0	1,657.0	0.0
					1STPRIMFMF	10.1	9.8	9.9	54	152,692	1.51
↓-1.9%	↓-4.2%	36.1	1916	12.49	ABB1STMF	4.6	4.5	4.5	9.0	37,165.0	0.2
↓-1.3%	↓-4.9%	23.6	2519	15.21	AIBL1STIMF	7.8	7.8	7.8	2	5,570	0.04
↓-6.3%	↓-18.4%	44.3	585	78.58	ATCSLGF	10.3	10.1	10.1	11.0	13,171.0	0.1
↓-1.2%	↓-3.1%	34.5	3675	19.30	CAPMBDBLMF	6.8	6.7	6.7	8	8,100	0.05
↓-2.2%	↓-6.4%	35.4	4510	28.62	CAPMIBBLMF	7.2	7.0	7.0	24.0	47,276.0	0.3
↓-1.3%	↓-6.4%	28.4	5629	9.72	DBH1STMF	8.7	8.5	8.6	9	9,715	0.08
↓-0.9%	↑0.0%	36.8	4755	N/A	EBL1STMF	7.0	6.9	6.9	14.0	14,036.0	0.1
↓-3.2%	↓-13.5%	26.8	2085	11.90	EBLNRBMF	0	0	4.7	0	0	0
↓-1.2%	↑3.0%	47.5	908	74.57	EXIM1STMF	0	0	5.0	0	0	0
↑0.0%	↓-4.5%	25.0	8778	17.12	FBFIF	4.5	4.4	4.4	7	11,622	0.05
↑0.4%	↑0.6%	40.4	3902	20.50	GRAMEENS2	13.1	13.0	13.0	29.0	86,807.0	1.1
↓-1.9%	↓-7.1%	31.8	465	0.00	GREENDELMF	7.5	7.2	7.5	17	107,988	0.81
↑1.5%	↓-2.0%	42.0	1307	21.31	ICB3RDNRB	5.6	5.6	5.6	7.0	39,359.0	0.2
↓-5.1%	↓-7.5%	27.1	395	#DIV/0!	ICBAGRAN1	7.0	7.0	7.0	2	1,000	0.01
↓-2.5%	↓-8.3%	40.4	5032	20.07	ICBAMCL2ND	8.1	7.8	8.0	40.0	54,500.0	0.4
↑0.0%	↓-4.7%	32.8	2010	8.03	ICBEPMF1S1	5.9	5.5	5.7	6	1,619	0.01
↑0.0%	↓-6.1%	30.3	753	0.00	ICBSONALI1	6.8	6.8	6.8	7.0	3,510.0	0.0
					IFIC1STMF	4.4	4.3	4.4	7	23,910	0.11
↑0.0%	↓-7.0%	28.8	12843	12.42	IFILISLMF1	6.9	6.9	6.9	5.0	2,566.0	0.0
↓-3.3%	↓-11.4%	29.3	1153	0.00	LRGLOBMF1	7.1	7.0	7.1	12	28,500	0.20
↑0.6%	↓-1.8%	36.8	1205	0.00	MBL1STMF	7.7	7.2	7.5	66.0	191,124.0	1.4
					NCCBLMF1	7.1	7.1	7.1	6	7,120	0.05
↑0.2%	↓-4.1%	33.6	5724	9.21	NLI1STMF	0	0	13.5	0	0	0
↑0.1%	↓-2.0%	33.2	2213	47.90	PF1STMF	5.9	5.7	5.9	12	25,555	0.15
↓-1.9%	↓-1.5%	56.9	88934	24.13	PHPMF1	4.6	4.5	4.6	18.0	47,630.0	0.2
↑1.3%	↑0.4%	42.8	20068	13.86	POPULAR1MF	4.4	4.3	4.3	49	327,955	1.43
↓-2.3%	↓-2.3%	39.7	6574	49.38	PRIME1ICBA	6.2	6.1	6.1	15.0	24,891.0	0.2
↑0.1%	↓-5.7%	39.9	705	0.00	RELIANCE1	9.6	9.5	9.5	5	31,005	0.30
↓-0.9%	↓-5.1%	39.1	1089	24.13	SEBL1STMF	12.3	12.1	12.3	5.0	8,001.0	0.1
↓-1.0%	↓-6.0%	23.8	1063	30.34	SEMLIBLSF	6.7	6.7	6.7	2	4,000	0.03
↓-1.1%	↓-7.0%	22.3	788	101.19	SEMLLECMF	7.0	6.9	6.9	19.0	85,100.0	0.6
↑0.2%	↑0.5%	36.7	116	0.00	TRUSTB1MF	4.6	4.5	4.5	13	33,333	0.15
↑0.9%	↓-3.2%	31.7	916	25.88	VAMLBDMF1	0	0	7.6	0	0	0
↓-3.8%	↑0.0%	47.8	3563	22.32	VAMLRBBF	7.7	7.5	7.6	10	28,118	0.21
↓-0.6%	↓-4.2%	34.2	1846	0.00							

■ Traded above 20% discount
 ■ Traded at premium
 ■ Traded around 1% to 20% discount

SECURITIES Wednesday, March 20, 2019

				BLOCK TRANSACTIONS			
Latest NAV		NAV at (MV/CP)	Closing Price/NAV	Instr Code	Max Price	Min Price	Trades
Market Value	Cost Price						
11.21	11.16	1.00	0.40	BATBC	4,750.00	4,750.00	2
11.53	17.42	0.66	0.86	GP	398.50	398.50	1
11.89	11.25	1.06	0.38	MERCANBANK	16.10	16.10	1
11.46	10.74	1.07	0.68	MONNOSTAF	1,660.00	1,660.00	2
13.24	12.39	1.07	0.76	RENWICKJA	1440.00	1430.00	2
10.38	10.91	0.95	0.65	SKTRIMS	52.50	52.50	1
10.72	11.06	0.97	0.65	UPGDCL	400.00	400.00	1
11.65	10.63	1.10	0.74				
11.42	10.89	1.05	0.60				
11.11	10.76	1.03	0.42				
11.82	10.95	1.08	0.42				
11.45	10.83	1.06	0.38				
20.41	10.71	1.91	0.64				
11.65	10.52	1.11	0.64				
7.77	11.82	0.66	0.72				
9.73	10.90	0.89	0.72				
9.12	13.73	0.66	0.88				
7.88	12.11	0.65	0.72				
9.33	11.42	0.82	0.73				
11.16	11.12	1.00	0.39				
8.84	11.34	0.78	0.78				
11.38	10.21	1.11	0.62				
11.94	10.84	1.10	0.63				
11.23	10.30	1.09	0.63				
15.90	13.09	1.21	0.85				
8.27	12.09	0.68	0.71				
11.05	10.84	1.02	0.42				
11.23	11.00	1.02	0.38				
8.57	11.97	0.72	0.71				
13.96	11.26	1.24	0.68				
14.81	12.23	1.21	0.83				
10.76	11.02	0.98	0.62				
10.93	11.40	0.96	0.63				
11.65	11.03	1.06	0.39				
10.80	10.81	1.00	0.70				
11.01	11.62	0.95	0.69				

Wednesday, March 20, 2019

LBSL's Research Reports are also available on
Bloomberg LANB <GO>
lankabd.com

Quantity	Value (In mn)
10000	47.50
50000	19.93
70000	1.13
22600	37.52
976	1.40
43000	2.26
20000	8.00

Disclaimers

This document ("the Report") is published by LankaBangla Securities Ltd ("LBSL") for information only of its clients. All compiled from and analyzed on the basis of LBSL's own research of publicly available documentation and information. purposes and consistent with Rules and regulations of SEC. The information provided in the Report is not intended to, considered in a best execution analysis and related order routing determinations. LBSL does not represent, warrant, or disclaims liability for any direct, indirect, punitive, special, consequential, or incidental damages related to the Reports provided in the Report may be impacted by market data system outages or errors, both internal and external, and affect Certain assumptions have been made in preparing the Report, and changes to the assumptions may have a material impact. LBSL does not recommend any particular security or market participant. LBSL, its analysts and officers confirm that they have not received compensation in exchange for expressing any specific recommendation, opinion or views in its Report. The information is LBSL and cannot be redistributed in any form or manner without the prior written consent of LBSL. This disclaimer applies whether the Report is used or viewed in whole or in part.

LBSL Capital Market Research Department

Zobayed Al Mamun Hasan

Head of Research

Analyst

Tanzina Ahmed Chowdhury
Ahmed Irtiza
Md. Fozlul Hoque
Rufaiya Zabin
Md. Yousuf Ahammed
Muhammad Tahan Abdullah
Sk. Tashrif Uddin
Mashrur Ahmed Chowdhury
Shatosree Saha

Designation

Assistant Manager
Senior Research Associate
Research Associate
Research Associate
Research Associate
Research Associate
Research Associate
Research Associate
Research Associate

Institutional & Foreign Trade Department

Rehan Muhammad

Head of Institutional & Foreign
Trade

reh

[REDACTED]

information and analysis in this Report have been prepared by LBSL. LBSL has prepared the Report solely for informational purposes and does not encompass all the factors to be considered in making an investment decision. LBSL does not guarantee that the Report is accurate. LBSL does not assume any liability for the use of the Report. The information and analysis contained in the Report are subject to change without notice due to frequent movement of market and events. LBSL does not endorse or recommend any investment or impact on results. The Report does not endorse or recommend any investment and will not receive any direct or indirect compensation. All rights and data provided herein is the exclusive property of LBSL. LBSL and its affiliates shall not be liable for the Report in their entirety, irrespective of

[REDACTED]

zobayed.hasan@lbsbd.com

E-mail

tanzina@lbsbd.com
ahmed.irtiza@lbsbd.com
md.fozlul.hoque@lbsbd.com
rufaiya.zabin@lbsbd.com
yousuf.ahammed@lbsbd.com
tahan.abdullah@lbsbd.com
tashrif.uddin@lbsbd.com
mashrur.ahmed@lbsbd.com
shatosree.saha@lbsbd.com

[REDACTED]

an@lbsbd.com/rmuhammad1@bloomberg .net
